

AOSpine check-list for faculty

Luca Papavero
Clinic for Spine Surgery
Hamburg

Teaching

**“It’s not just what you say
but also how you say it”**

Therefore, please...



KISS: Kee**P** **I**t **S**hort & **S**imple

Structuring a lecture...

- **Layout** ✓ (use) AOSpine templates
 ✓ (avoid) commercial product-names

- **Content**

Set: ~ 20" (engage the audience)

Dialogue: 3 to 5 major learning points

Closure: take home – message(s)

AOSpine templates

Please look at the enclosed pdf.file



**How to guide: apply the new AOSpine presentation
template to an existing presentation file**

Slide- check (1)

Do your slides...



...have a consistent format, font, and layout?

...have one basic point per visual?

...present figures as diagrams or graphs?

...hide the identity of any patients?

...use large text for visibility: 20–36 point, up to 60 point for titles?

...use simple fonts that are easy to read?
(eg, Arial, Helvetica, and Verdana)

...use no more than two font types per slide?

Slide-check (2)

...use lower case (not UPPER CASE)?

...have no more than 6 lines of 6 words per slide?

...contain no spelling mistakes? (use a spell-check)

...make use of lists and bullet points?

...use indents and bullets only one level down?


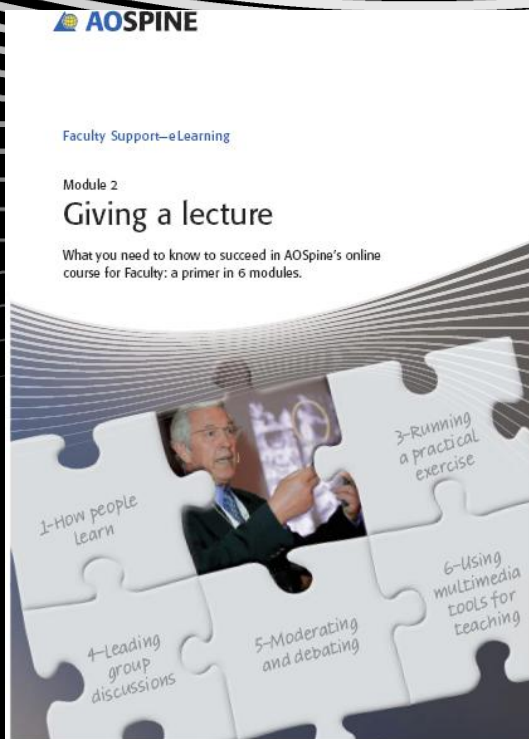
...start with an "action" word and avoid full sentences?

...avoid punctuation marks, unless it is a quote?

...avoid irrelevant/personal images to fill spaces?

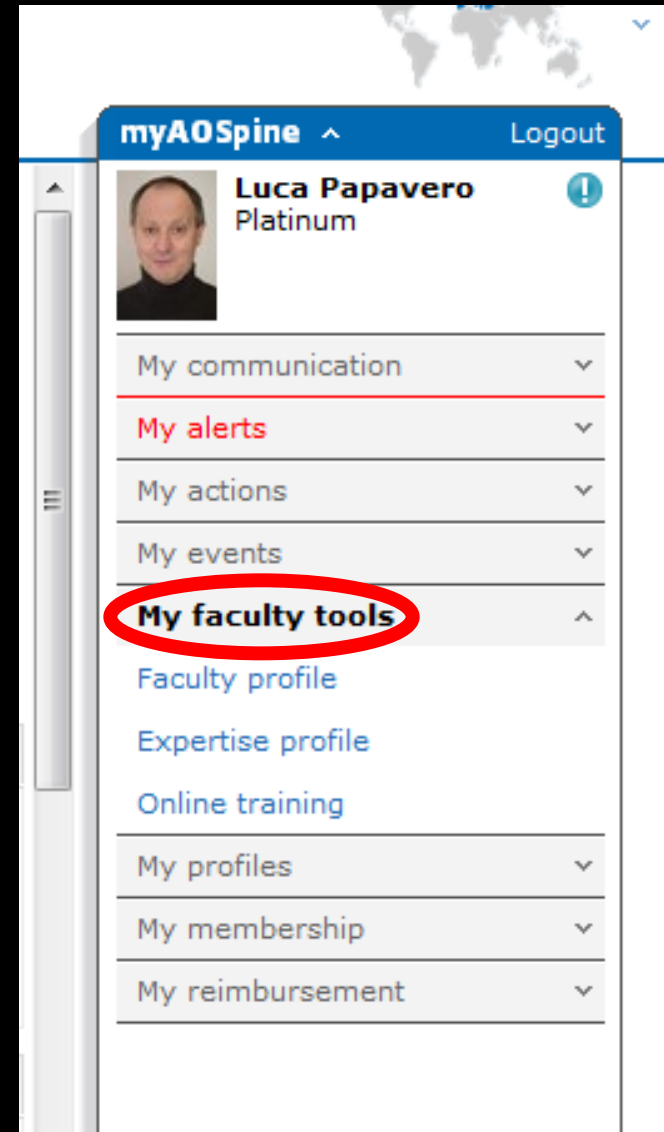
...avoid unnecessary animation? (slide transition, etc)

How to access the online faculty training (1)

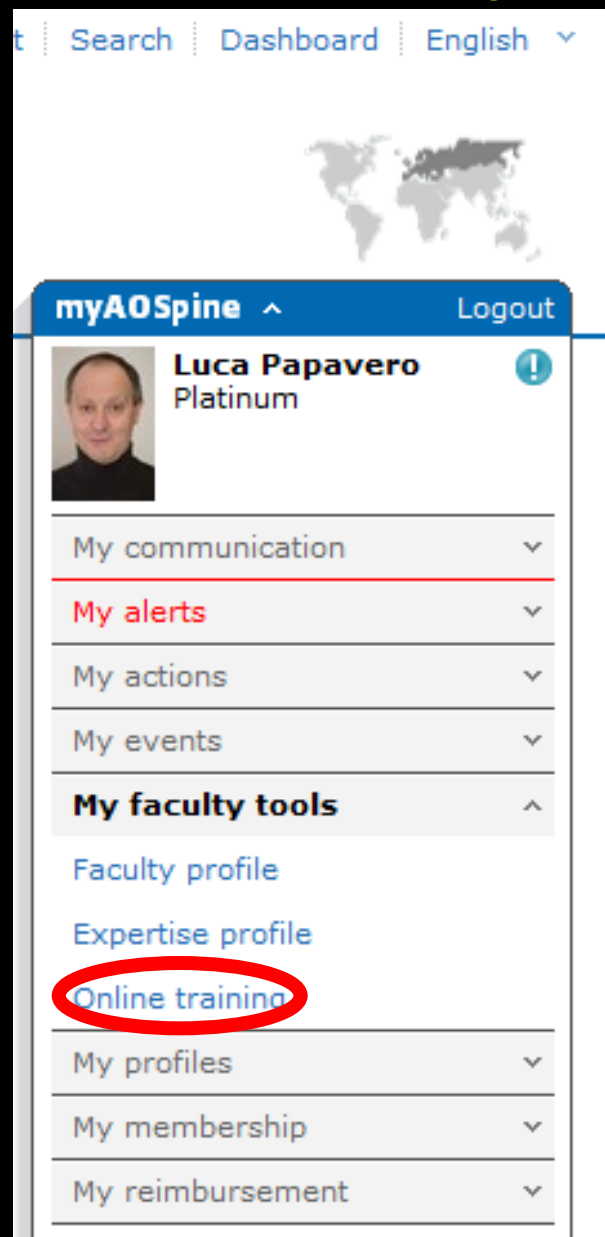


How to access the online faculty training (2)

- Log in to www.aospine.org with your user-ID and password
- Click on **My faculty tools**



How to access the online faculty training (3)



➤ Click on
Online training

If you have made the way up here...

Presentation Evaluation Form

Topic
Presenter

points out of 5

1	Content: Meaningful, targeted objectives, evidence based, case example
2	Structure: Organization, Take home message, <i>Timing!!!</i>
3	Technology: Slides organized and readable, effective use of ARS and laser pointer
4	Style: Engage audience, pace, modulation, eye contact and enthusiasm

1	2	3	4	5

...top scoring will follow! Gratulation!

Practical Lab Assessment Form

Practical Lab

points out of 5

		1	2	3	4	5
1	Participants actively engaged in exercise					
2	Faculty are actively engaged in teaching					
3	Faculty/participant ratio adequate					
4	Introductory remarks/demonstration/video					

Last but not least...

AOSpine Educational Advisor Assessment Form

Your Role: ☐ Chairman

points out of 5

		1	2	3	4	5
1	Explained role of Educational Advisor					
2	Assisted faculty in improving effectiveness of presentations as requested					
3	Assisted as needed in Conflict of Interest Resolution					
4	Provided effective feedback					

Dear Colleagues,

thank you for your time!

Let's meet at the PreMeeting...

If you have any question,
please do not hesitate:

lpapavero@schoen-kliniken.de